



Tier 1 Appliances



Model#: JVM3160RFSS

GE® 1.6 Cu. Ft. Over-the-Range Microwave Oven

Approx Dimensions (HxWxD): 16 1/8 H x 29 7/8 W x 15 9/16 D

- Charcoal filter replacement for microwaves with behind the door grille- Easily install your new charcoal odor filter
- 1.6 cu. ft. capacity-1000 Watts (IEC-705 test procedure)
- Convenience cooking controls-Operating made quick and easy
- Auto and time defrost-Defrosting times and power levels are programmed automatically or manually for optimal results



Model#: JB645RKSS

GE® 30" Free-Standing Electric Range

Approx Dimensions (HxWxD): 47 H x 29 7/8 W x 28 D

- Two 9" Power Boil elements-Two powerful elements boil water 25% faster than standard GE elements and adjust to fit cookware
- Self-clean oven-This self-cleaning oven cleans the oven cavity without the need for scrubbing or chemical cleaners
- Dual-element Bake-Upper and lower elements produce even heat and great results
- Ceramic glass cooktop-Smooth cooktop easily wipes clean



Model#: GDT550PYRFS

GE® Top Control with Plastic Interior Dishwasher with Sanitize Cycle & Dry Boost

Approx Dimensions (HxWxD): 33 3/8 H x 23 3/4 W x 24 D

- Dry Boost™-Dry Boost gets hard-to-dry items like plastics up to 3x drier compared to heated dry
- Steam + Sani-Save time with a Steam option that loosens tough soils before the wash cycle begins, so you get a complete clean with no pre-rinsing or soaking necessary. Plus, a Sanitization cycle reduces 99.999% of bacteria on dishes
- AutoSense Wash Cycle-This energy efficient dishwasher has an AutoSense cycle that detects the soil level and amount of dishes, then automatically adjusts wash settings for the ultimate clean
- High Wash Performance-Get a complete wash with no pre-rinse, thanks to a variety of powerful wash cycles. No matter how many dishes you load or how dirty they are, rest assured you'll get spotless results every time



Optional Upgrades



Model#: JGBS66REKSS

GE® 30" Free-Standing Gas Range

Approx Dimensions (HxWxD):
47 1/4 H x 30 W x 28 3/4 D

- Edge-to-edge cooktop-A large cooking surface gives you extra room for pots and pans of all sizes and lets cookware move easily from burner to burner
- Extra-large integrated non-stick griddle-Cook up to six grilled cheeses at once on the industry's largest integrated griddle
- 15,000 BTU Power Boil Burner-Delivers high heat for fast boiling
- Center oval burner-Large oval fifth burner is ideal for griddle cooking



Model#: JS645SLSS

GE® 30" Slide-In Electric Range

Approx Dimensions (HxWxD):
37 1/4 H x 29 7/8 W x 28 1/4 D

- Fit Guarantee-Replace your old 30" free-standing range with a new 30" slide-in model. GE slide-in ranges are guaranteed for an exact fit or GE Appliances will pay up to \$300 toward modifications. [See offer criteria and details](#)
- Two 9" / 6" 3100W Power Boil elements-Two powerful elements boil water 25% faster than standard GE elements and adjust to fit cookware
- Self-clean oven-Cleans the oven cavity without the need for scrubbing
- 5.3 cu. ft. oven capacity-Enough room to cook an entire meal at once



Model#: GNE27JYMFS

GE® ENERGY STAR® 27.0 Cu. Ft. Fingerprint Resistant French-Door Refrigerator

Approx Dimensions (HxWxD):
69 7/8 H x 35 3/4 W x 35 7/8 D

- Fingerprint Resistant Stainless-Easily wipe away smudges and fingerprints for a look that's always sparkling clean
- 27.0 cu. ft. capacity-Easily store large or bulk food items with three full-width shelves and large capacity
- Internal water dispenser-Delivers filtered water with one touch
- Factory-installed icemaker with water filtration system-Refrigerator comes ready to automatically create filtered ice



Model#: GFE28GYNFS


GE® ENERGY STAR® 27.7 Cu. Ft. Fingerprint Resistant French-Door Refrigerator

Approx Dimensions (HxWxD):
70 1/2 H x 35 3/4 W x 36 1/4 D

- Fingerprint Resistant Stainless-Easily wipe away smudges and fingerprints for a look that's always sparkling clean
- Showcase LED lighting-Positioned throughout the interior and under fresh food doors to spotlight foods inside the refrigerator and in the freezer
- Space-saving icemaker-Located on the door with integrated bins to create more usable storage space
- Second icemaker option-Always have extra ice on hand with an optional second icemaker in the freezer (IM5D kit sold separately)



Tier 2 Appliances



Model#: GDT550PYRFS

GE® Top Control with Plastic Interior Dishwasher with Sanitize Cycle & Dry Boost

Approx Dimensions (HxWxD):
33 3/8 H x 23 3/4 W x 24 D

- Dry Boost™-Dry Boost gets hard-to-dry items like plastics up to 3x drier compared to heated dry
- Steam + Sani-Save time with a Steam option that loosens tough soils before the wash cycle begins, so you get a complete clean with no pre-rinsing or soaking necessary. Plus, a Sanitization cycle reduces 99.999% of bacteria on dishes
- AutoSense Wash Cycle-This energy efficient dishwasher has an AutoSense cycle that detects the soil level and amount of dishes, then automatically adjusts wash settings for the ultimate clean
- High Wash Performance-Get a complete wash with no pre-rinse, thanks to a variety of powerful wash cycles. No matter how many dishes you load or how dirty they are, rest assured you'll get spotless results every time



Model#: JVV5301SJSS

GE® 30" Wall-Mount Pyramid Chimney Hood

Approx Dimensions (HxWxD):
9 7/8 H x 30 W x 18 1/2 D

- Easy do-it-yourself Installation
- 350-CFM venting system with boost-Effectively remove smoke, grease, odor and moisture
- Electronic backlit controls-Add a sophisticated look with this up-front, easy-to-use display
- Dual halogen cooktop lighting-Enjoy better visibility with a brightly lit cooktop and surrounding surface



Model#: JVM3160RFSS

GE® 1.6 Cu. Ft. Over-the-Range Microwave Oven

Approx Dimensions (HxWxD):
16 1/8 H x 29 7/8 W x 15 9/16 D

- Charcoal filter replacement for microwaves with behind the door grille-Easily install your new charcoal odor filter
- 1.6 cu. ft. capacity-1000 Watts (IEC-705 test procedure)
- Convenience cooking controls-Operating made quick and easy
- Auto and time defrost-Defrosting times and power levels are programmed automatically or manually for optimal results



Model#: JB645RKSS

GE® 30" Free-Standing Electric Range

Approx Dimensions (HxWxD):
47 H x 29 7/8 W x 28 D

- Two 9"/6" Power Boil elements-Two powerful elements boil water 25% faster than standard GE elements and adjust to fit cookware
- Self-clean oven-This self-cleaning oven cleans the oven cavity without the need for scrubbing or chemical cleaners
- Dual-element Bake-Upper and lower elements produce even heat and great results
- Ceramic glass cooktop-Smooth cooktop easily wipes clean



Optional Upgrades



Model#: CWL112P2RS1

Café™ Built-In Microwave Drawer Oven

Approx Dimensions (HxWxD):
15 15/16 H x 23 7/8 W x 23 5/16 D

- Sensor Cook & Sensor Reheat-Microwave sensor cooking automatically adjusts the time and power for delicious results with packaged foods, leftovers and more.
- Glass Touch Controls-Sleek touch controls make the microwave easy to use and clean.
- Drawer Door-This easy open microwave extends like a cabinet drawer and sits under the counter for added convenience and easy access.
- Electronic Open-Simply push a button to open the handleless microwave door.



Model#: JS645SLSS

GE® 30" Slide-In Electric Range

Approx Dimensions (HxWxD):
37 1/4 H x 29 7/8 W x 28 1/4 D

- Fit Guarantee-Replace your old 30" free-standing range with a new 30" slide-in model. GE slide-in ranges are guaranteed for an exact fit or GE Appliances will pay up to \$300 toward modifications. [See offer criteria and details](#)
- Two 9" 3100W Power Boil elements-Two powerful elements boil water 25% faster than standard GE elements and adjust to fit cookware
- Self-clean oven-Cleans the oven cavity without the need for scrubbing
- 5.3 cu. ft. oven capacity-Enough room to cook an entire meal at once



Model#: JGBS66REKSS

GE® 30" Free-Standing Gas Range

Approx Dimensions (HxWxD):
47 1/4 H x 30 W x 28 3/4 D

- Edge-to-edge cooktop-A large cooking surface gives you extra room for pots and pans of all sizes and lets cookware move easily from burner to burner
- Extra-large integrated non-stick griddle-Cook up to six grilled cheeses at once on the industry's largest integrated griddle
- 15,000 BTU Power Boil Burner-Delivers high heat for fast boiling
- Center oval burner-Large oval fifth burner is ideal for griddle cooking



Model#: GNE27JYMFS

GE® ENERGY STAR® 27.0 Cu. Ft. Fingerprint Resistant French-Door Refrigerator

Approx Dimensions (HxWxD):
69 7/8 H x 35 3/4 W x 35 7/8 D

- Fingerprint Resistant Stainless-Easily wipe away smudges and fingerprints for a look that's always sparkling clean
- 27.0 cu. ft. capacity-Easily store large or bulk food items with three full-width shelves and large capacity
- Internal water dispenser-Delivers filtered water with one touch
- Factory-installed icemaker with water filtration system-Refrigerator comes ready to automatically create filtered ice



Model#: GFE28GYNFS

GE® ENERGY STAR® 27.7 Cu. Ft. Fingerprint Resistant French-Door Refrigerator

Approx Dimensions (HxWxD):
70 1/2 H x 35 3/4 W x 36 1/4 D

- Fingerprint Resistant Stainless-Easily wipe away smudges and fingerprints for a look that's always sparkling clean
- Showcase LED lighting-Positioned throughout the interior and under fresh food doors to spotlight foods inside the refrigerator and in the freezer
- Space-saving icemaker-Located on the door with integrated bins to create more usable storage space
- Second icemaker option-Always have extra ice on hand with an optional second icemaker in the freezer (IM5D kit sold separately)



Tier 3 Appliances



Model#: GDT550PYRFS

GE® Top Control with Plastic Interior Dishwasher with Sanitize Cycle & Dry Boost

Approx Dimensions (HxWxD):
33 3/8 H x 23 3/4 W x 24 D

- Dry Boost™-Dry Boost gets hard-to-dry items like plastics up to 3x drier compared to heated dry
- Steam + Sani-Save time with a Steam option that loosens tough soils before the wash cycle begins, so you get a complete clean with no pre-rinsing or soaking necessary. Plus, a Sanitization cycle reduces 99.999% of bacteria on dishes
- AutoSense Wash Cycle-This energy efficient dishwasher has an AutoSense cycle that detects the soil level and amount of dishes, then automatically adjusts wash settings for the ultimate clean
- High Wash Performance-Get a complete wash with no pre-rinse, thanks to a variety of powerful wash cycles. No matter how many dishes you load or how dirty they are, rest assured you'll get spotless results every time



Model#: JP3030DJBB

GE® 30" Built-In Knob Control Electric Cooktop

Approx Dimensions (HxWxD):
4 H x 29 3/4 W x 20 7/8 D

- Four radiant cooking elements-Cook foods quickly and evenly on this sleek, glass surface
- Power Boil Elements-Get rapid heat from these 2 powerful 8" 2,500-watt elements
- Keep Warm Setting-A fully functional 6" element has the power to boil water and can keep food warm thanks to GE's lowest heat setting
- Melt Setting-Gently melt delicate foods without scorching thanks to a convenient melt setting



Model#: JTS3000SNSS

GE® 30" Smart Built-In Self-Clean Single Wall Oven with Never-Scrub Racks

Approx Dimensions (HxWxD):
28 5/8 H x 29 3/4 W x 26 3/4 D

- Never scrub, heavy-duty racks-Say goodbye to scrubbing thanks to never scrub heavy-duty racks, engineered to withstand a self clean cycle
- Easy Clean controls-Simple controls that wipe clean with little effort
- Self-Clean with optional Steam Clean-Cleaning the oven interior has never been easier, with two cleaning options to fit your lifestyle
- Anywhere control with remote notifications-Save time by conveniently preheating and monitoring your oven from anywhere using the SmartHQ App

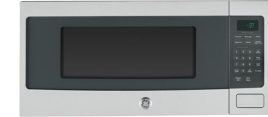


Model#: JVW5301SJSS

GE® 30" Wall-Mount Pyramid Chimney Hood

Approx Dimensions (HxWxD):
9 7/8 H x 30 W x 18 1/2 D

- Easy do-it-yourself Installation
- 350-CFM venting system with boost-Effectively remove smoke, grease, odor and moisture
- Electronic backlit controls-Add a sophisticated look with this up-front, easy-to-use display
- Dual halogen cooktop lighting-Enjoy better visibility with a brightly lit cooktop and surrounding surface



Model#: PEM31SFSS

GE Profile™ 1.1 Cu. Ft. Countertop Microwave Oven

Approx Dimensions (HxWxD):
12 1/8 H x 24 W x 12 7/8 D

- 1.1 cu. ft. capacity-800 Watts (IEC-705 test procedure)
- Built-in capable microwave-This countertop microwave oven is built-in capable with a sleek matching trim kit
- Optional hanging kit-Frees up counter space
- Sensor cooking controls-Automatically adjusts time and power for delicious cooking results



Optional Upgrades




Model#: CWL112P2RS1

Café™ Built-In Microwave Drawer Oven

Approx Dimensions (HxWxD):
24 W

- Sensor Cook & Sensor Reheat-Microwave sensor cooking automatically adjusts the time and power for delicious results with packaged foods, leftovers and more.
- Glass Touch Controls-Sleek touch controls make the microwave easy to use and clean.
- Drawer Door-This easy open microwave extends like a cabinet drawer and sits under the counter for added convenience and easy access.
- Electronic Open-Simply push a button to open the handleless microwave door.



Model#: JGP5030SLSS

GE® 30" Built-In Gas Cooktop with 5 Burners and Dishwasher Safe Grates

Approx Dimensions (HxWxD):
5 1/2 H x 30 W x 21 D

- 30" cooktop with 5 burners-Enjoy ultimate cooktop flexibility and more cooking space with 5 sealed burners
- Maximize Your Cooking Space-Continuous cast iron grates provide more room for large cookware
- More Cooking, Less Cookware-Eliminate the need for extra cookware with an optional integrated griddle perfect for pancakes, grilled cheeses and other favorites
- Dishwasher-Safe Grates-Heavy-duty grates are easy to clean in the dishwasher



Model#: JT3800SHSS

GE® 30" Combination Double Wall Oven

Approx Dimensions (HxWxD):
43 3/8 H x 29 3/4 W x 26 3/4 D

- High Capacity Microwave-1.7 cu. ft. microwave capacity
- Sensor cooking microwave (upper oven)- Provide a built-in sensor in the upper microwave that automatically calculates and adjusts cooking times and power levels for favorite foods
- 16" turntable (upper oven)-Rotates food throughout the cooking cycle for even cooking results
- Self-clean with Steam Clean option (lower oven)-Clean your oven the way you want



Model#: GNE27JYMFS

GE® ENERGY STAR® 27.0 Cu. Ft. Fingerprint Resistant French-Door Refrigerator

Approx Dimensions (HxWxD):
69 7/8 H x 35 3/4 W x 35 7/8 D

- Fingerprint Resistant Stainless-Easily wipe away smudges and fingerprints for a look that's always sparkling clean
- 27.0 cu. ft. capacity-Easily store large or bulk food items with three full-width shelves and large capacity
- Internal water dispenser-Delivers filtered water with one touch
- Factory-installed icemaker with water filtration system-Refrigerator comes ready to automatically create filtered ice



Model#: GFE28GYNFS

GE® ENERGY STAR® 27.7 Cu. Ft. Fingerprint Resistant French-Door Refrigerator

Approx Dimensions (HxWxD):
70 1/2 H x 35 3/4 W x 36 1/4 D

- Fingerprint Resistant Stainless-Easily wipe away smudges and fingerprints for a look that's always sparkling clean
- Showcase LED lighting-Positioned throughout the interior and under fresh food doors to spotlight foods inside the refrigerator and in the freezer
- Space-saving icemaker-Located on the door with integrated bins to create more usable storage space
- Second icemaker option-Always have extra ice on hand with an optional second icemaker in the freezer (IM5D kit sold separately)